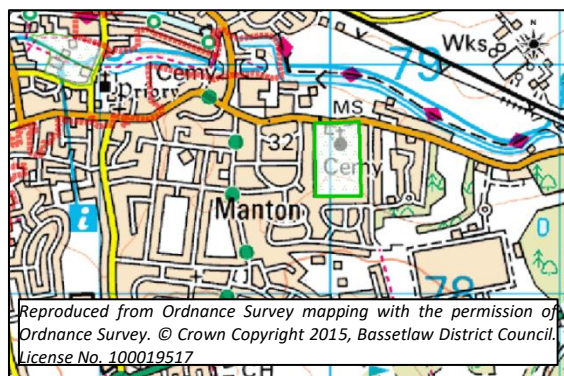


**Unregistered Park & Garden:**  
**Manton Cemetery (Worksop)**


**NCC/BDC Ref:**  
**UPG33**

**Date(s):**  
 1902, 1950s

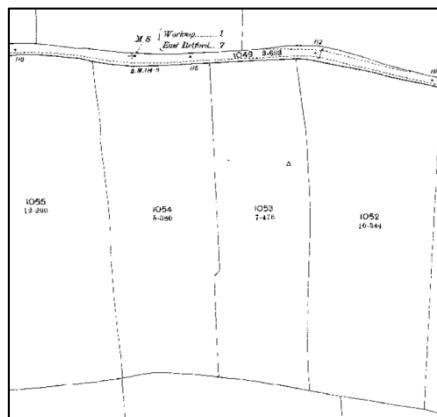


**Description & historic information:**

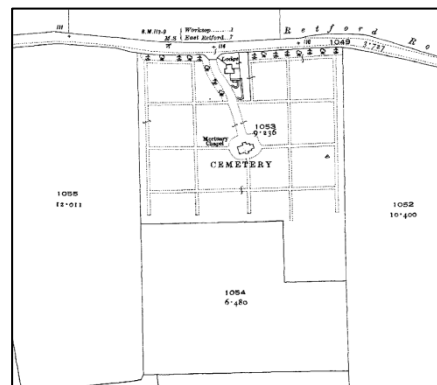
Large public cemetery off Retford Road, officially opened 1<sup>st</sup> January 1902<sup>i</sup>, designed by Francis Shaw Whittell, surveyor to the Worksop Urban District Council<sup>ii</sup>. Rectangular plan form with regular grid of footpaths crossing the site. Original site was extended southwards in the 1950s. Cemetery is surrounded on all sides by a rusticated stone wall, approximately 2m high on the west, east and south sides, with a 1m wall (with iron railings above and hedges behind) on the north side (the front boundary, alongside Retford Road). Main entrance is recessed into the site and has large stone gate piers and iron gates. Also secondary entrances on left and right sides, with timber (left side) and iron (right side) gates. Sited behind the entrance is a cemetery lodge of rusticated stone with a slate roof. Within the centre of the site is a neo-gothic mortuary chapel, also by Whittell, rusticated stone with slate roof, featuring side tower with spire. Cemetery contains a large range of significant gravestones and monuments. Also various mature trees, including sycamores either side of the central footpath.



Aerial photograph of Manton Cemetery, taken 2007 (source: Bassetlaw District Council)




Extract from 1898 Ordnance Survey



Extract from 1920 Ordnance Survey

**Features of significance:**

Mortuary Chapel, Cemetery Lodge, stone boundary wall, stone gate piers, iron gates and railings, numerous grave monuments of artistic and architectural significance and various mature trees (including rows of sycamores).



*Mortuary Chapel*



*Cemetery Lodge*



*Main entrance gateway*

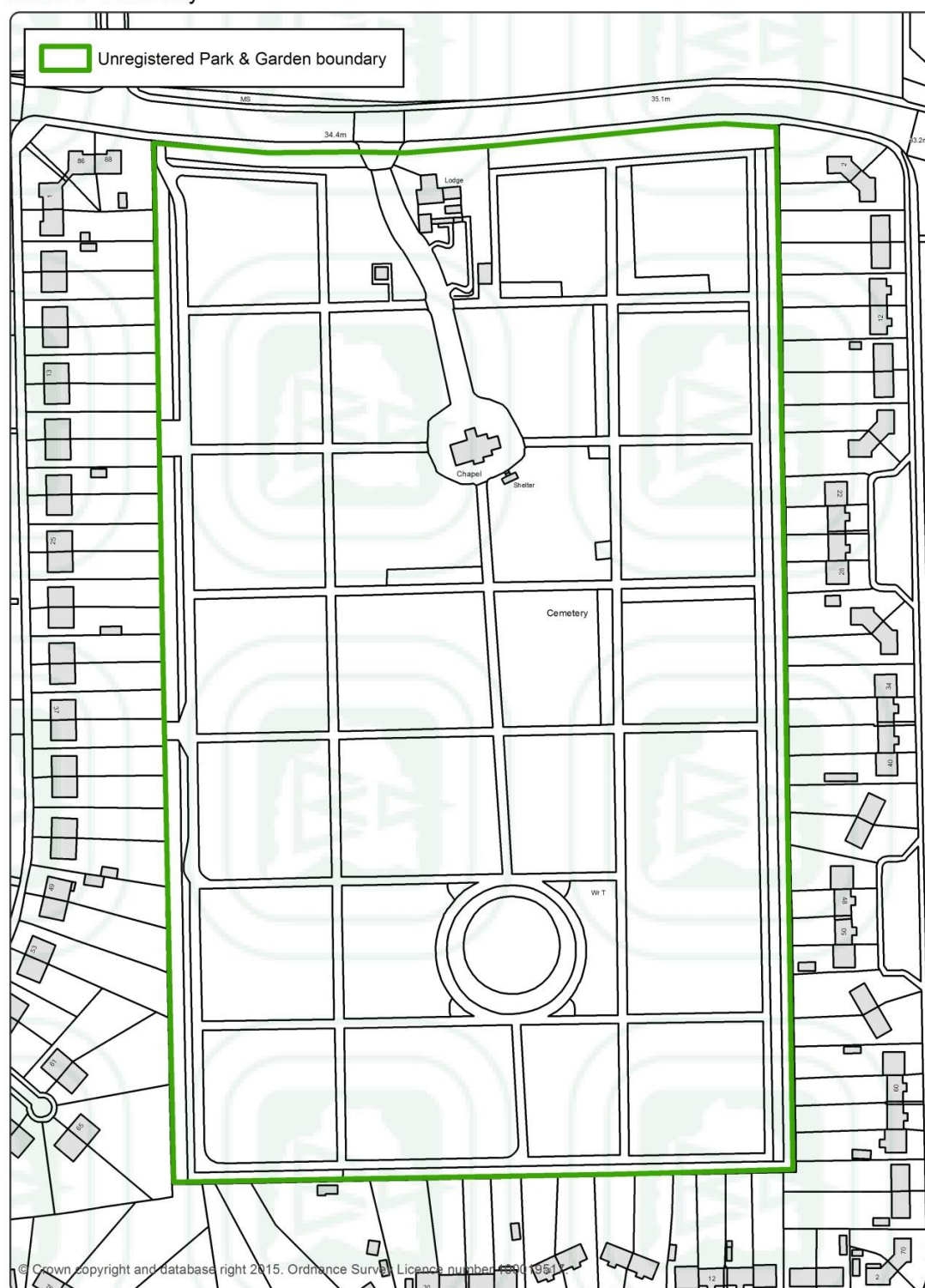


*View of cemetery including chapel and row of sycamores*

<b>Listed Buildings:</b>	n/a
<b>Scheduled Ancient Monuments:</b>	n/a
<b>Conservation Area:</b>	n/a
<b>Local Interest Buildings:</b>	Mortuary Chapel; Cemetery Lodge



## Manton Cemetery



## References:

<sup>i</sup> *Kelly's Directory of Nottinghamshire*; 1904; p564.

<sup>ii</sup> *Building News*; 16<sup>th</sup> June 1899; p807.