




**FIGURE 19**  
Soils and Geology - Trent Washlands

**Key**

-  Nottinghamshire County boundary
-  Bassetlaw District boundary
-  Character area boundary

