

# Community Infrastructure Levy Annual Report

June 2016

Bassetlaw District Council



**Bassetlaw**  
DISTRICT COUNCIL  
— North Nottinghamshire —

## Table of Contents

1	Background .....	2
	Summary of all CIL monies .....	3
	Strategic CIL monies .....	3
	Local CIL monies .....	4
	Appendix A: Developments CIL has been collected from.....	5
	Appendix A: Developments CIL has been collected from – Maps.....	7
	Barnby Moor.....	7
	Blyth.....	7
	Clarborough .....	8
	Harworth Bircotes.....	8
	Mattersey .....	9
	Retford.....	9
	Appendix B: CIL Expenditure.....	12
	Appendix C: Local Infrastructure CIL Money .....	13

## 1 Background

- 1.1 The Community Infrastructure Levy (CIL) is a mechanism to allow local planning authorities to seek to raise funds from new development, in the form of a levy, in order to contribute to the cost of infrastructure projects that are, or will be, needed to support new development.
- 1.2 Following an examination of the Bassetlaw District Council Charging Schedule in November 2012, Bassetlaw District Council approved the implementation of its Community Infrastructure Levy from the 1st September 2013.
- 1.3 The CIL is intended to be used to help provide infrastructure to support the development of an area rather than making an individual planning application acceptable in planning terms (which is the purpose of Section 106 Agreements). CIL does not fully replace Section 106 Agreements.
- 1.4 On particular developments site specific mitigation requirements may still need to be provided through a Section 106 Agreement in addition to CIL. Section 106 Agreements and planning conditions will continue to be used for local infrastructure requirements on development sites, such as site specific local provision of open space, connection to utility services (as required by legislation), habitat protection, access roads and archaeology. The principle is that all eligible developments must pay towards CIL as well as any development specific requirement to be secured through Section 106 Agreements.
- 1.5 The provision of affordable housing lies outside of the remit of CIL and continues to be secured through Section 106 Agreements.
- 1.6 A further amendment to the CIL Regulations in 2013 requires a 'meaningful proportion' of CIL receipts to be passed to the local town or parish council for the area where the development takes place (known as local infrastructure monies). The meaningful proportion to be passed to the local council is set at 15% of the relevant CIL receipts with a maximum cap of £100 per Council tax dwelling in the parish (with a further multiplier applied).
- 1.7 Where a Neighbourhood Plans is in place the 'meaningful proportion' will rise to 25% with no maximum cap specified. Since the last report there have been 3 Neighbourhood Development Plan that are now in place:
  - Elkesley parish – adopted/made 12<sup>th</sup> November 2015
  - Harworth & Bircotes parish – adopted/made 3<sup>rd</sup> December 2016
  - Sturton ward – adopted/made 11<sup>th</sup> February 2016
- 1.8 A Charging Authority is required under Regulation 62 of the Community Infrastructure Regulations 2010 (as amended) to prepare a report for any financial year in which it collects CIL. This is the third year which CIL has been collected in. For details on previous years, please see earlier reports.

## 2. Report for 2015/2016 Period

### Summary of all CIL monies

- 2.1 This table shows an overall summary of the transactions of CIL monies over the 2015/16 financial year. The full table of receipts and monies invoiced for are shown in Appendix A. The specific projects which CIL monies have been spent (i.e. expenditure) in 2015/16 is detailed in Appendix B.

Total CIL summary 2015/16	
Total CIL receipts <sup>1</sup> for the reported year:	£316,712.71
Total CIL carried over from the previous year(s): <sup>2</sup>	£118,261.15
Total CIL expenditure for the reported year:	£12,500
Total amount of CIL applied to administrative expenses pursuant to regulation	£15,926.50
Above as a percentage of CIL collected in the reported year	5%
Total CIL retained at the end of the reported year <sup>3</sup>	£406,547.36

- 2.2 There has been no land or infrastructure given in kind during this financial year.

### Strategic CIL monies

- 2.3 From the CIL monies collected, the majority of this is spent on strategic infrastructure identified on the Council's regulation 123 list. The table below shows the breakdown of the money available for strategic infrastructure.

Strategic CIL Monies (summary) 2015/16	
Total CIL receipts for the reported year:	£237,998.81
Total CIL carried over from the previous year(s):	£99,588.34
Total CIL expenditure for the reported year:	£12,500
Total CIL retained at the end of the reported year	£325,087.14

<sup>1</sup> These are monies that have actually been received by the District Council and does not account for those that have been invoiced for and not paid yet.

<sup>2</sup> This figure has been updated to reflect previous years' expenditure to cover the administrative expenses

<sup>3</sup> This figure includes any expenditure throughout the year including administrative fees

## Local CIL monies

2.4 From the CIL monies collected, there is a meaningful proportion which should be spent on the area in which it was collected. The table below shows the breakdown of the money available for local infrastructure.

Local CIL Monies (summary) 2015/16	
Total CIL receipts for the reported year:	£48,670.91
Total CIL carries over from the previous year(s):	£18,672.81
Total CIL expenditure for the reported year:	£0
Total CIL retained at the end of the reported year	£67,343.72

2.5 Once there are CIL monies paid from a local area where there is a parish or town council, the District Council's preference is to pass this money to the parish/town council to spend the money. However, the District Council will also hold monies for local areas, or spent it on their behalf, at the request of the parish/town council. In Worksop and Retford, there a town council is not present, the District Council as charging authority will be responsible for spending this money on local infrastructure. For full details of the breakdown of these local monies, please see Appendix C.

## Appendix A: Developments CIL has been collected from

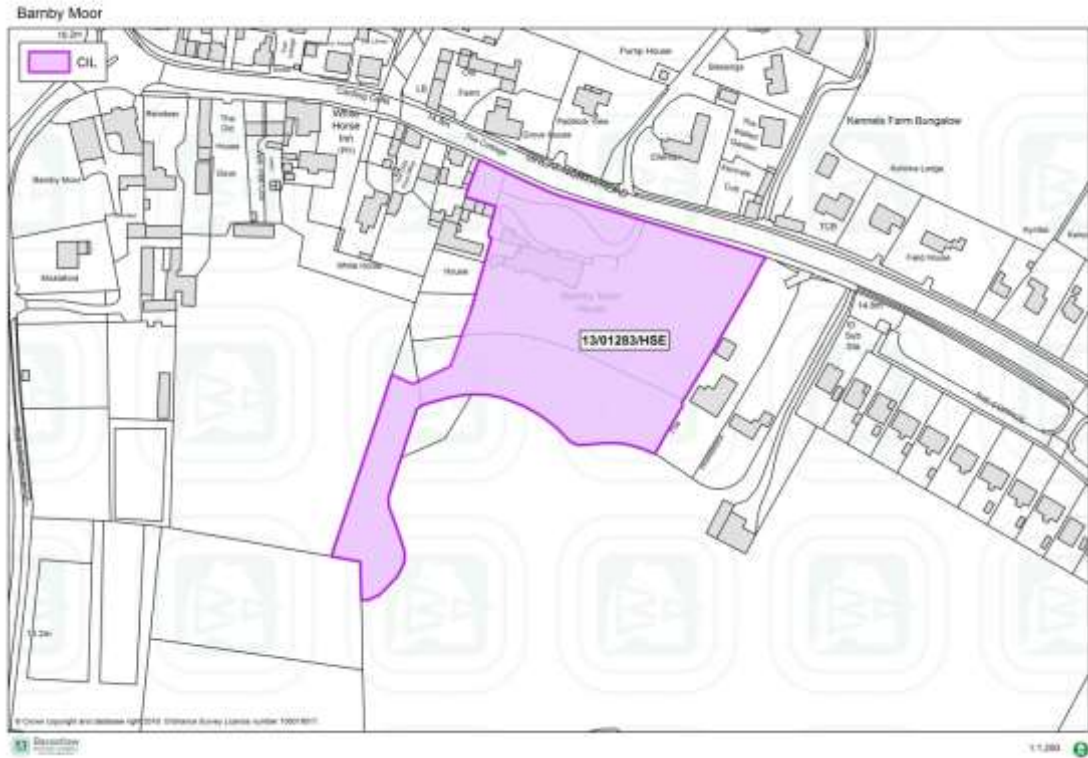
The table below shows the CIL monies received in 2015/16 financial years.

Planning Application reference	Location	Invoices raised for CIL in 2015/16	Outstanding CIL to be paid	Amount of CIL paid
<b>2015/16</b>				
13/01383/FUL	Mattersey		£11,542.29	£0.00
14/00532/FUL	Retford		£0.00	£2,043.26
13/01383/FUL	Mattersey		£200.00	£0.00
13/01283/HSE	Barnby Moor		£0.00	£5,271.62
14/00610/FUL	Worksop		£1,817.33	£0.00
14/01465/FUL	Retford		£0.00	£4,956.94
14/01283/FUL	Harworth		£0.00	£14,163.51
14/00433/FUL	Harworth	£3,506.42	£0.00	£3,506.42
14/00833/RSB	Harworth	£11,679.46	£0.00	£11,679.46
14/00918/FUL	Worksop	£4,488.29	£0.00	£4,488.29
14/01362/RSB	Worksop	£3,096.20	£0.00	£3,096.20
14/01393/FUL	Harworth	£15,768.11	£0.00	£15,768.11
15/00037/FUL	Clarbrough	£9,581.79	£9,581.79	£0.00
14/01097/FUL	Treswell	£2,418.49	£0.00	£2,418.49
14/00610/FUL	Worksop	£86.54	£0.00	£86.54
15/00402/FUL	Worksop	£1,787.39	£1,340.55	£446.84
15/00025/FUL	Harworth	£283.86	£0.00	£283.86
15/00062/FUL	Oldcotes	£1,971.71	£0.00	£1,971.71
14/00610/FUL	Worksop	£1,817.34	£0.00	£1,817.34
14/00501/FUL	Blyth	£9,177.33	£0.00	£9,177.33
14/00738/RSB	Worksop	£10,422.99	£7,817.24	£2,605.75
13/00793/FUL	Harworth	£117,403.42	£117,403.42	£0.00
15/01427/FUL	Worksop	£2,094.59	£0.00	£2,094.59
14/00803/FUL	Retford	£424,388.30	£212,194.10	£212,194.20
14/01626/PDN	Worksop	£12,397.84	£12,397.84	£0.00
15/00827/FUL	Tuxford	£9,162.14	£9,162.14	£0.00
15/01059/COU	Torworth	£17,947.60	£0.00	£17,947.60
13/00868/FUL	Tuxford	£694.65	£0.00	£694.65
15/00083/FUL	Retford	£8,143.78	£8,143.78	£0.00
15/00154/FUL	Worksop	£2,113.59	£2,113.59	£0.00
15/01625/FUL	Worksop	£3,880.70	£3,880.70	£0.00
13/00793/FUL	Harworth	£5,870.17	£5,870.17	£0.00

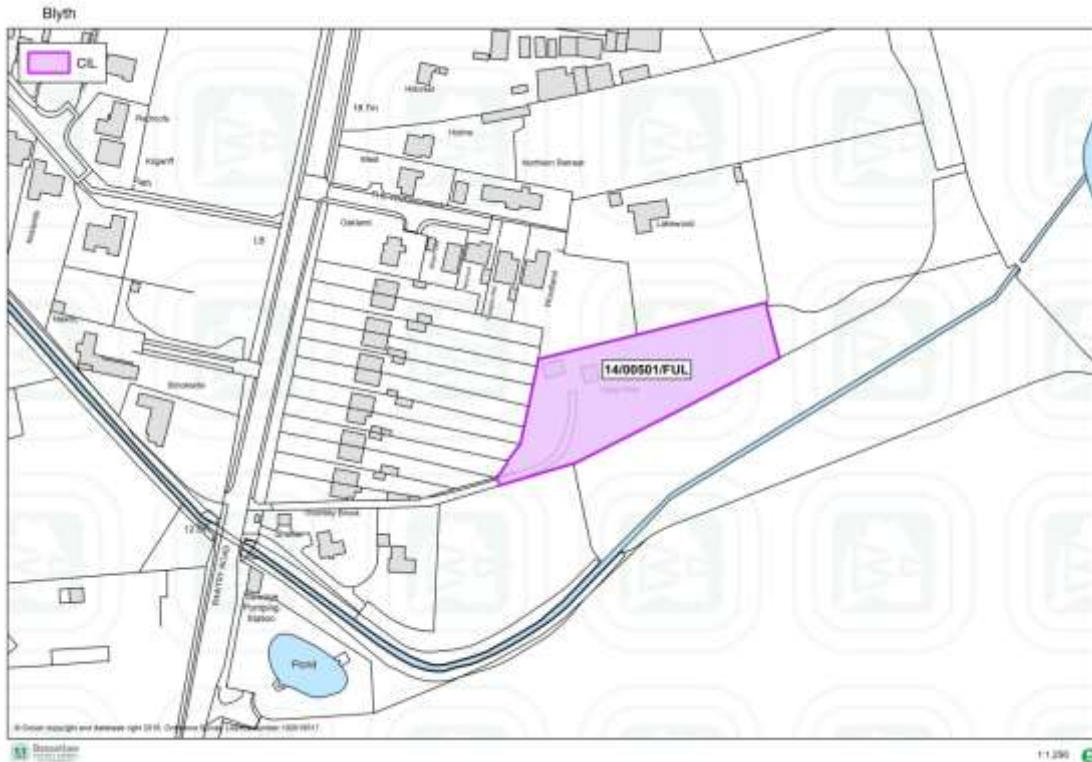
Planning Application reference	Location	Invoices raised for CIL in 2015/16	Outstanding CIL to be paid	Amount of CIL paid
14/01626/PDN	Worksop	£619.89	£619.89	£0.00
15/00940/COU	Saundby	£12,770.27	£12,770.27	£0.00
15/01625/FUL	Worksop	£200.00	£200.00	£0.00
15/00827/FUL	Tuxford	£458.11	£458.11	£0.00
<b>Total</b>		<b>£694,230.97</b>	<b>£417,513.21</b>	<b>£316,712.71</b>

## Appendix A: Developments CIL has been collected from – Maps

### Barnby Moor



### Blyth

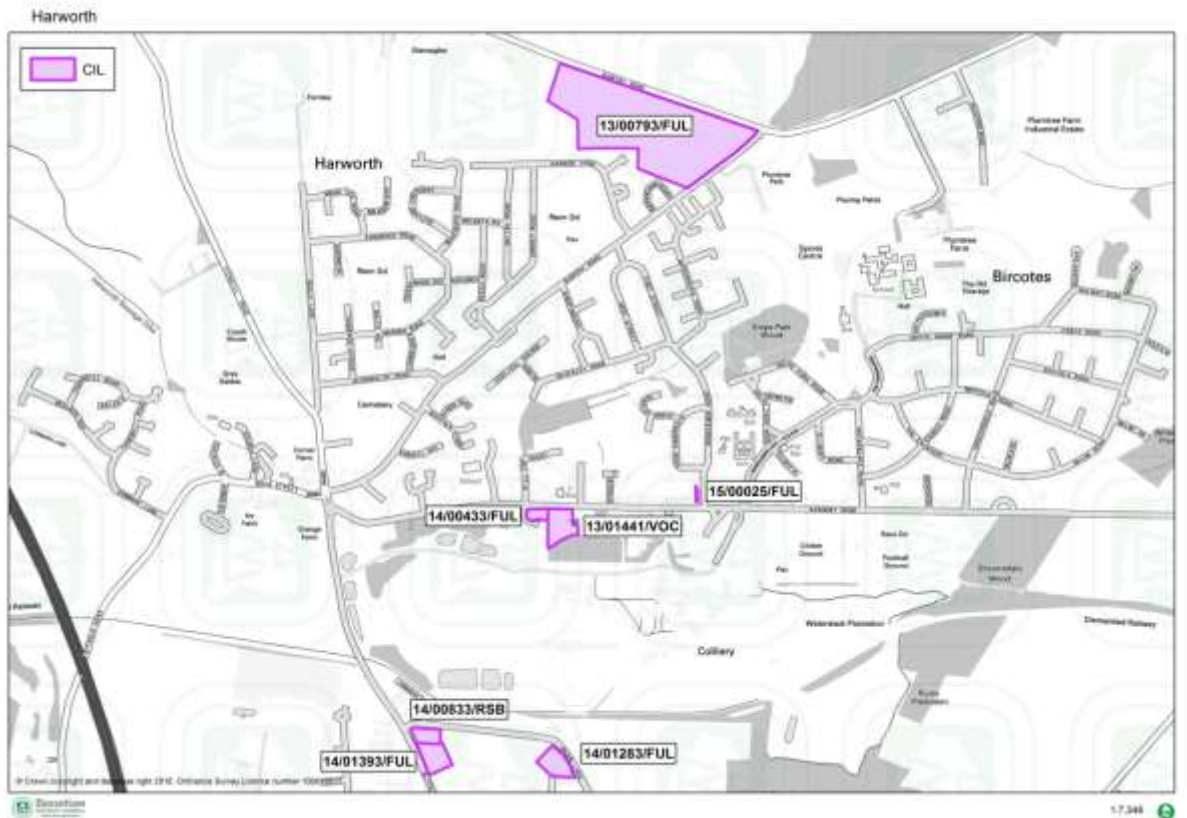




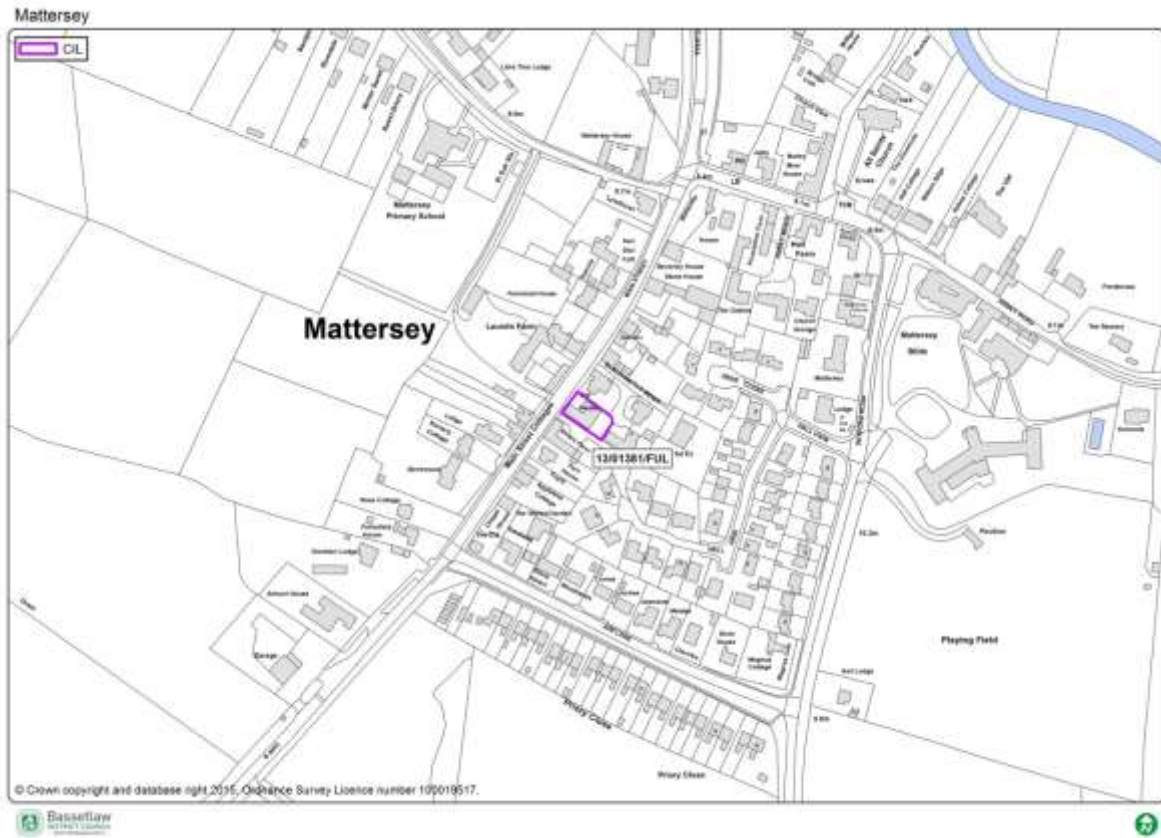
## Clarborough



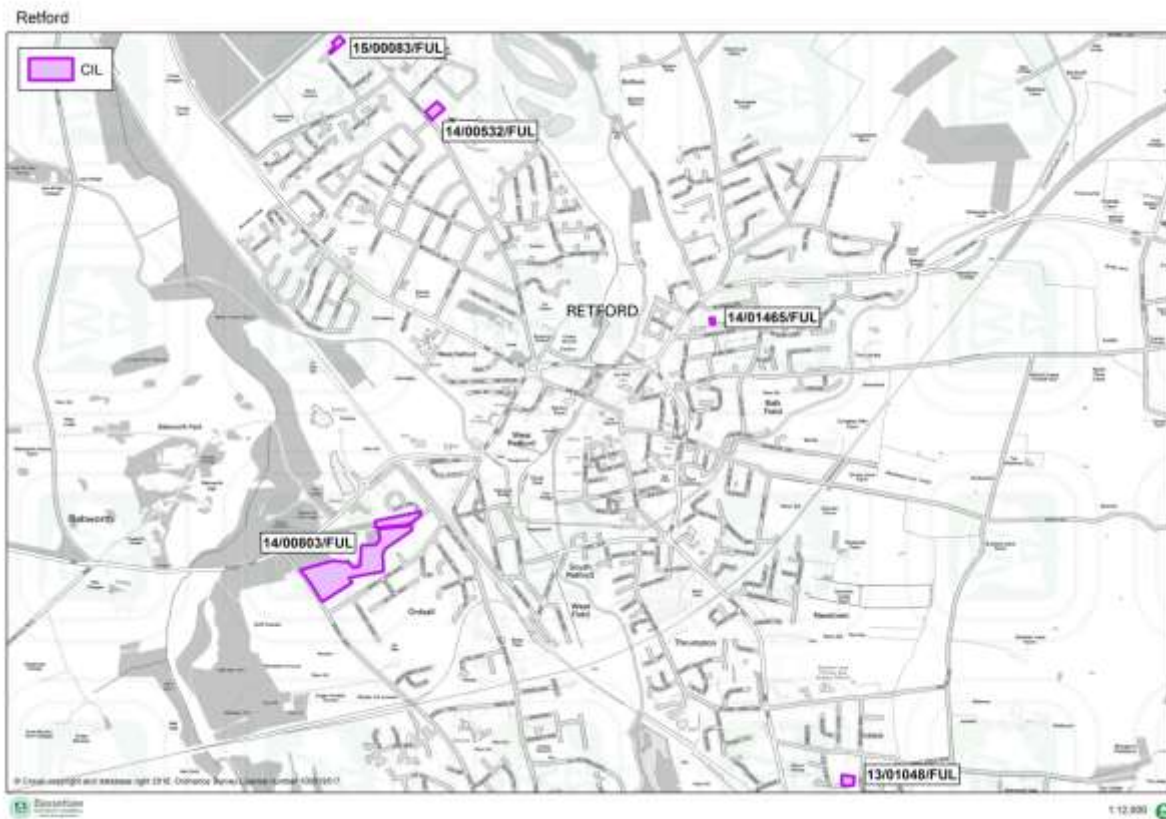
## Harworth Bircotes



## Mattersey



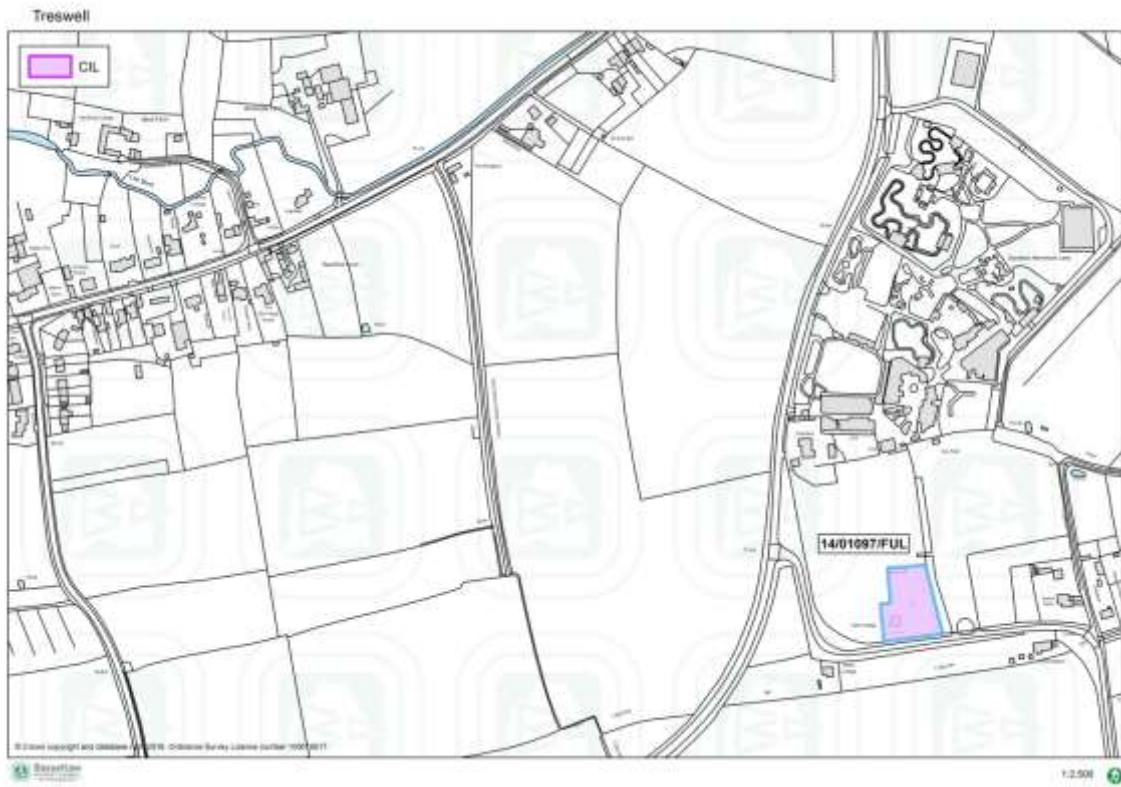
## Retford



## Torworth

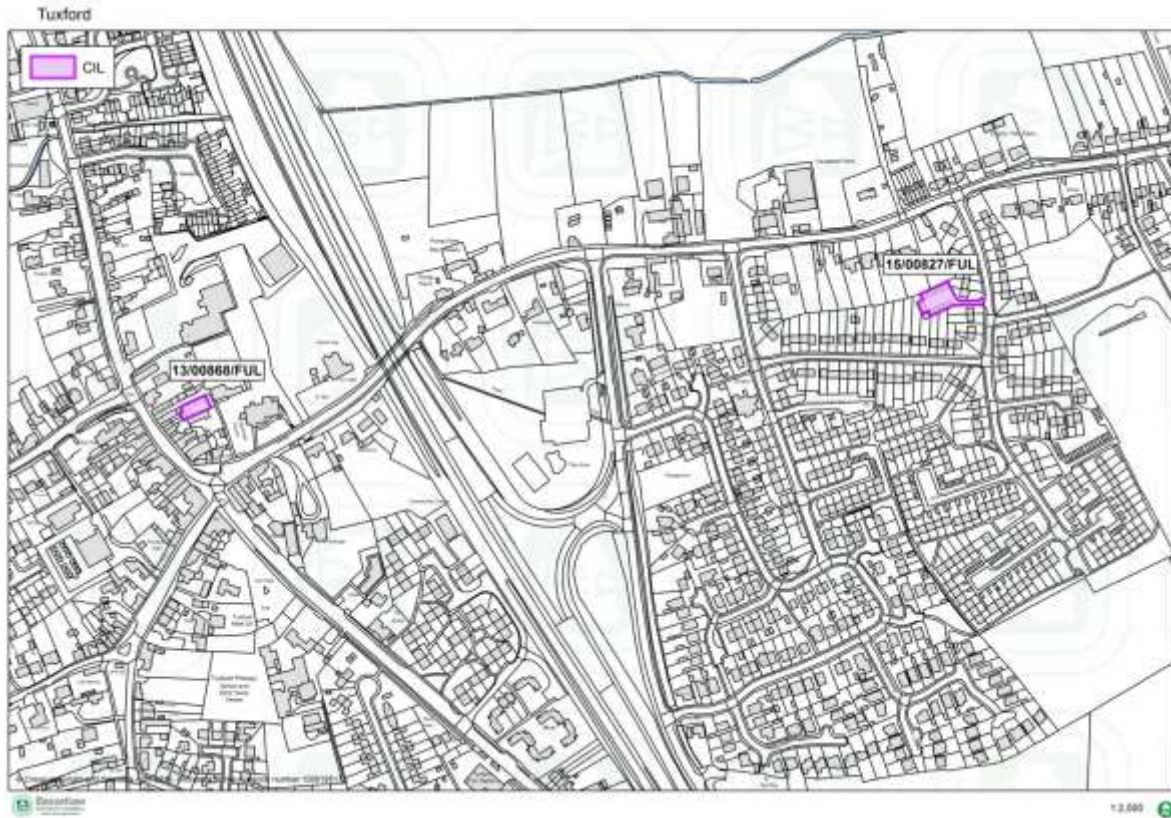


## Treswell

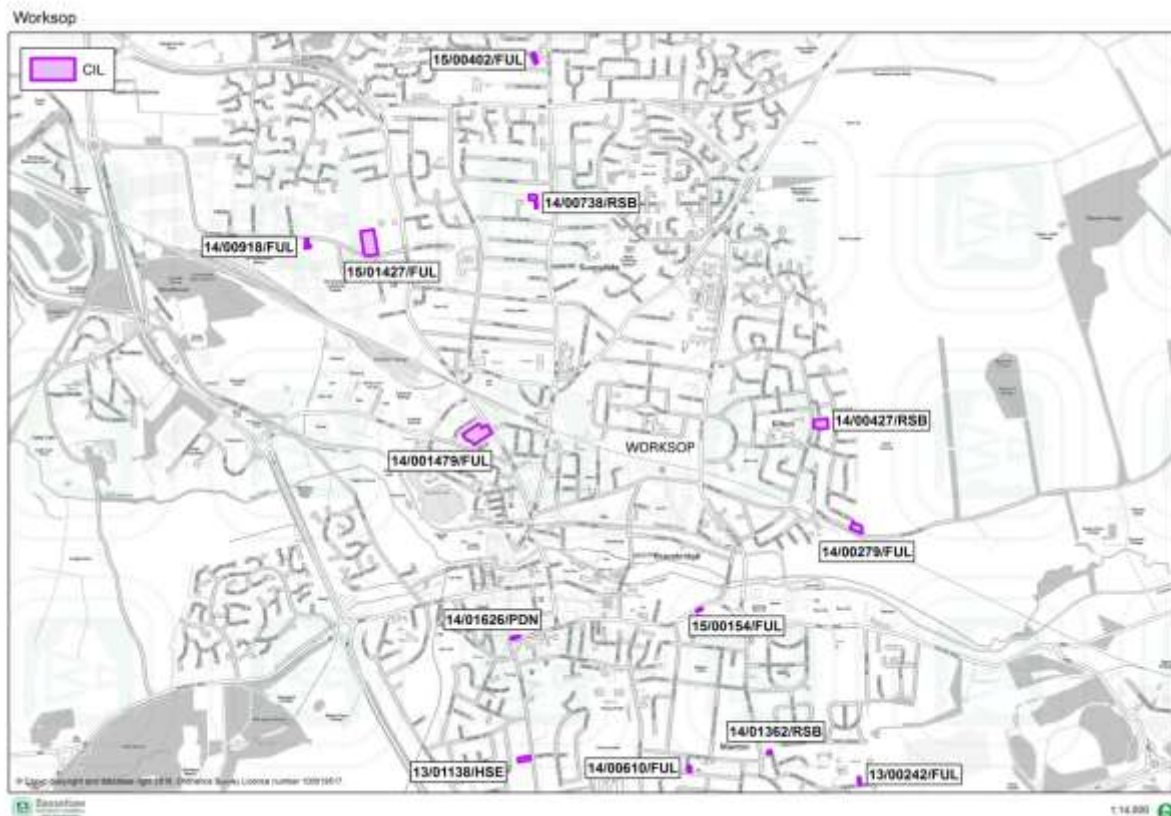




## Tuxford



## Worksop



## Appendix B: CIL Expenditure

There currently has been one amount of CIL expenditure in 2015/16.

Type of infrastructure	Description of infrastructure provided	Location of infrastructure provided	Cost of the infrastructure	Date spent
<i>Strategic Infrastructure</i>	A57/A60/St Anne's roundabout	Design work for the improvement to the scheme	£12,500	22/04/2015
<b>Total</b>			<b>£12,500</b>	

In future years where there are monies that have spent/transferred, the table below will be populated with the details.

Type of infrastructure	Description of infrastructure provided	Location of infrastructure provided	Cost of the infrastructure	Date spent
<i>E.g. Local</i>	<i>Local money transferred to Parish Council</i>	<i>Mattersey</i>	<i>£xxx</i>	<i>Transferred in July 2015.</i>
<i>E.g. Strategic</i>	<i>Design work for A57 roundabout improvement</i>	<i>Worksop</i>	<i>£xxx</i>	<i>01/07/2015</i>
<b>Total</b>			<b>£xxx</b>	

## Appendix C: Local Infrastructure CIL Money

The table below shows the CIL monies received in the three previous financial years.

Parish/Town Council Area	CIL Infrastructure Monies collected			Running total
	2013/14	2014/15	2015/16	
Barnby Moor			£790.74	£790.74
Blyth			£1,376.60	£1,376.60
Harworth Bircotes		£1,826.01	£8,459.67	£10,285.69
Mattersey		£1,761.90		£1,761.90
Oldcotes			£295.76	£295.76
Retford		£871.91	£32,577.78	£33,449.69
Torworth			£2,692.14	£2,692.14
Treswell			£362.77	£362.77
Tuxford			£104.20	£104.20
Worksop	£774.00	£13,438.99	£2,011.24	£16,224.23
<b>Total</b>	<b>£774.00</b>	<b>£17,898.81</b>	<b>£48,670.91</b>	<b>£66,552.98</b>